

The purpose of this paper is to provide a summary understanding of how many people have autism in Torbay.

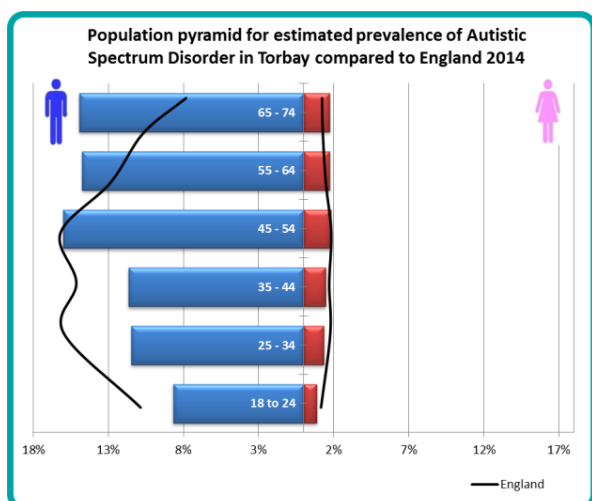
Autism is a lifelong developmental disability that affects how a person communicates with, and relates to, other people. It also affects how they make sense of the world around them.

It is a spectrum condition, which means that, while all people with autism share certain difficulties, their condition will affect them in different ways. Some people with autism are able to live relatively independent lives but others may have accompanying learning disabilities and need a lifetime of specialist support.

Based on 2014 national prevalence, it is estimated that there are around 1,169 people living in Torbay with an Autistic Spectrum Disorder (ASD). 132 (11%) are aged under 18 and attend a primary, secondary or special school. 1,037 aged over 18, of which there are estimated to be 112 females and 925 males.

The prevalence of autism, by age and sex, suggests there are less young males, and more older males with autism in Torbay compared to the England average, shown in figure 1.

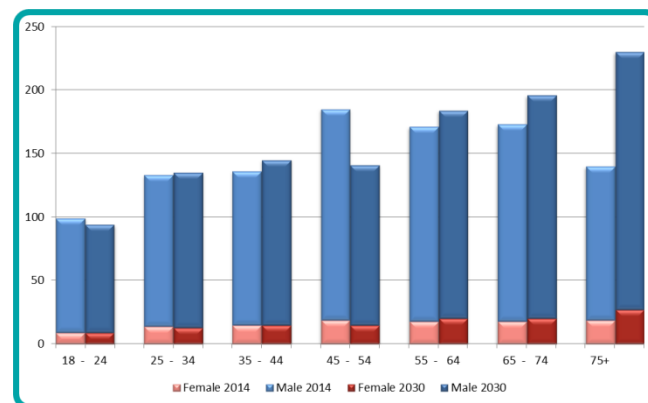
**Figure 1: Population pyramid for estimated prevalence of Autistic Spectrum Disorder in Torbay 2014**



Source: PANSI, POPPI, 2014

Estimates for 2030 suggest that the number of people with autism, for both females and males, will decrease for those aged 45 to 54, and increase for those aged 75 and over.

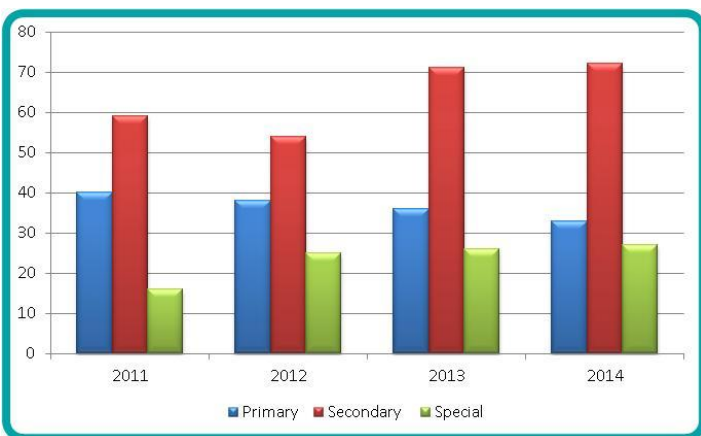
**Figure 2: The number of adults estimated to have an autistic spectrum disorder by gender in Torbay (2014 – 2030)**



Source: PANSI, POPPI, 2014

The total number of children with autism in primary schools is estimated to have reduced in recent years. However the number of secondary school age children with autism has increased (fig 2). It is important to note that secondary school pupil numbers in general have increased which may, in part, explain the rise in autism figures.

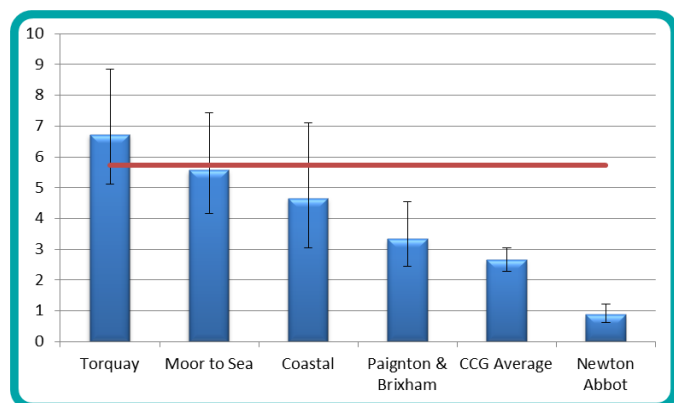
**Figure 3: The number of young people with a Statement of SEN where the primary need is autistic spectrum disorder, 2011 – 2014**



Source: Department for Education, 2014

Torquay tends to have the highest rate of pupils with Autism compared to other localities within the wider South Devon and Torbay area (Fig 4).

**Figure 4: Crude rate of pupils with ASD as their primary need per 1,000 population, by state funded primary and secondary schools located within each locality (2014).**



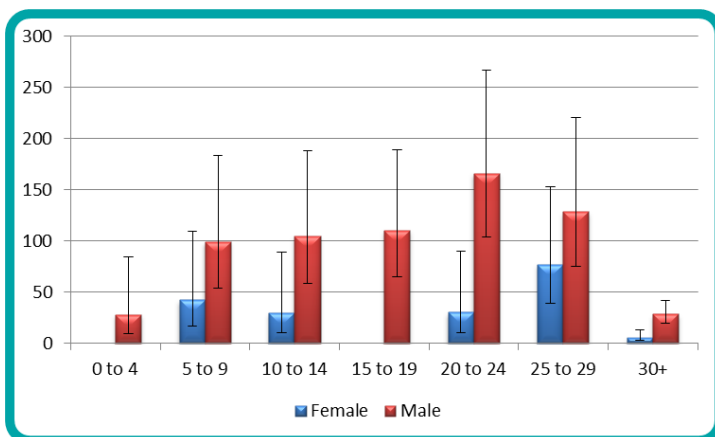
Source: Department for Education, 2014

There were 118 admissions, (over 3 years) in Torbay, where autism (ICD10 code F840 – F849) was recorded as a primary or secondary diagnosis. This is around 40 cases a year or just under 1 case a week.

An analysis of activity suggests that males aged 20 to 24 experienced the highest rate of

admission. A crude rate per 100,000 resident population is shown in figure 5.

**Figure 5: Crude rate of patients with Autism (ICD10 code F840 – F849, primary or secondary diagnosis) by gender per 100,000 Population (2012 – 2014)**



Source: SUS, 2014

Further analysis of the cohort whose diagnosis included autism, identified that around 1 in 5 admissions related to oral health. 19.5% (23) were admitted for dental caries (ICD10 K029). Eating disorders (ICD10 F502) and epilepsy (Table 1) were also identified in the primary diagnosis. There were no cases of Autism recorded as the primary diagnosis.

**Table 1: Top 3 specific ICD10 Primary Diagnosis for patients with Autism (2012 – 2014)**

Diagnosis	Count	%
K029 – Dental Caries unspecified	23	19.5%
F502 – Atypical Anorexia Nervosa	7	5.9%
G409 – Epilepsy unspecified	5	4.2%