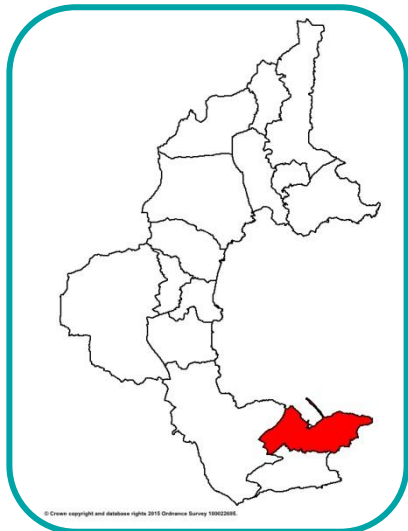


AN OVERVIEW OF THE BERRY HEAD WITH FURZEHAM POPULATION – APRIL 2015

This overview of the Berry Head with Furzeham ward is one of fifteen in a series covering the electoral wards of Torbay. For more information please visit: www.southdevonandtorbay.info

Overview: Berry Head with Furzeham is one of the two wards in Brixham. On average, the BerryHead with Furzeham population has higher female life expectancy, average levels of deprivation and a generally older population.

Figure 1: Berry Head with Furzeham ward



Key facts

- In 2013, the total resident population of Berry Head with Furzeham was around 9,450;
- In 2013, the average age of residents was 49 years;
- More than 1 in 4 residents (22%) lived in private rented accommodation in 2011;
- Female life expectancy at birth (84yrs) is amongst the highest in Torbay.

Population overview

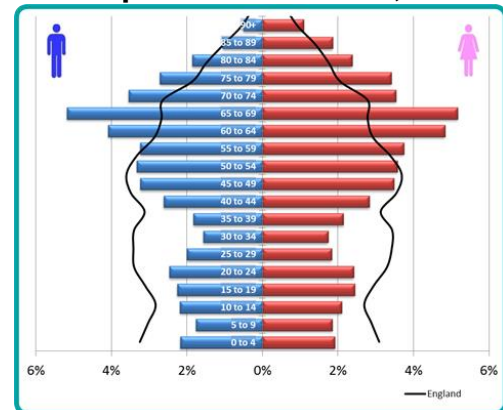
The Berry Head with Furzeham population is generally younger (Table 1 and Figure 2) with more than 55% over 50 years of age.

Table 1: Population by age group, 2013

Age	Berry Head...	Torbay	England
Years	Count		
0 - 29	2,407	25%	31%
30 - 64	3,894	41%	45%
65 - 84	2,714	29%	15%
85+	436	5%	2%
All ages	9,451		

Source: ONS mid-year resident population, 2013.

Figure 2: Population structure, 2013

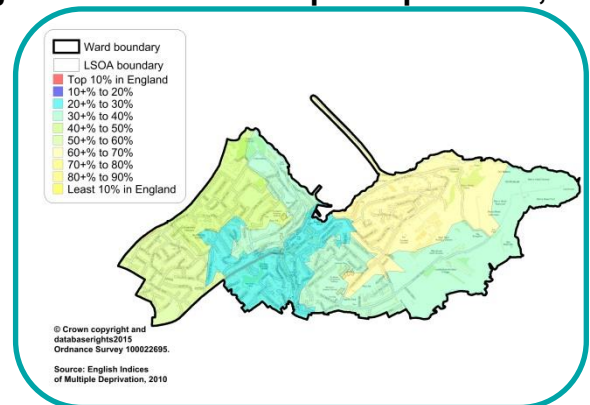


Source: ONS mid-year resident population, 2013

Deprivation

Berry Head with Furzeham has lower levels of deprivation similar to the England average.

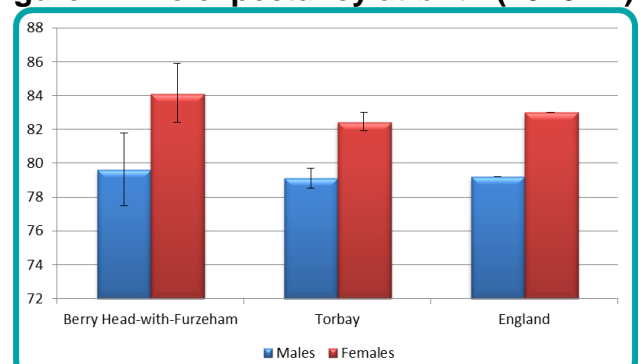
Figure 3: Index of multiple deprivation, 2010



Life expectancy

Life expectancy at birth in Berry Head with Furzeham is higher than the Torbay average.

Figure 4: Life expectancy at birth (2010-12)



Source: PCMD 2010-12, ONS mid-year resident population 2010-12

Crime

The rate of crime in Berry Head with Furzeham is lower than for Torbay. Almost 1 in 4 crimes are violent (including sexual violence).

Table 2: Crime and violent crime rate per 1,000 residents (all ages) 2011/12-2013/14

Area	All crime	Violent crime
Berry Head...	46	10
Torbay	68	17
England	68*	11

Source: Devon and Cornwall Constabulary, PHOF - England comparator, *ONS - England and Wales comparator

Starting well

The proportion of mothers smoking in pregnancy is similar to Torbay in Berry Head with Furzeham. The proportion of mother's breastfeeding their children is higher compared to Torbay and England (Table 3).

Table 3: Starting well 2010/11-2013/14

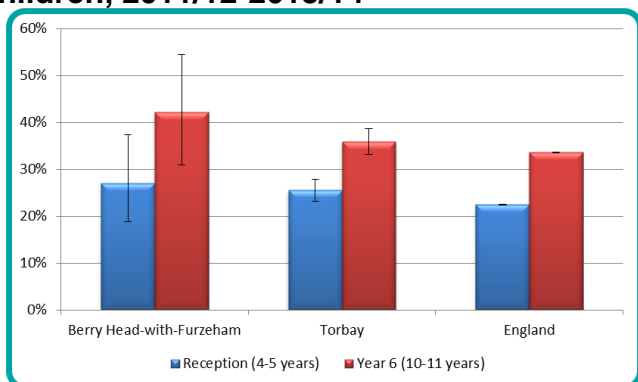
Area	Smoking at birth	Breastfeeding initiation	Breastfeeding at 6-8 weeks
Berry Head	18%	71%	48%
Torbay	18%	71%	38%
England	13%	74%	47%

Source: Maternity and Child health dataset, 2010/11-2013/14

Excess weight in children

More than 2 in 5 primary school age children are classified as overweight or obese when they leave school in Berry Head with Furzeham.

Figure 5: Excess weight in primary school children, 2011/12-2013/14

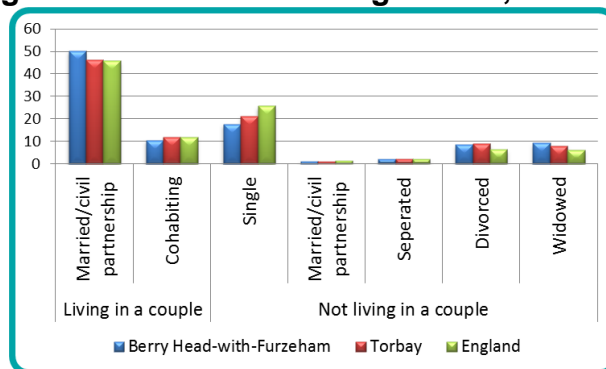


Source: National Child Measurement Programme, 2011/12-2013/14

Living arrangements

In 2011, around half (50%) of residents were married or in a civil partnership (Figure 6).

Figure 6: Household arrangements, 2011

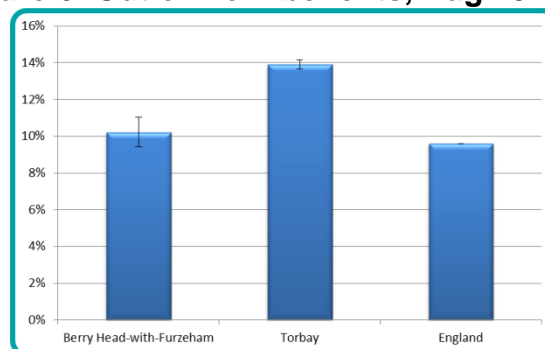


Source: Census, 2011

Out of work benefits

Berry Head with Furzeham has a significantly lower proportion of the working population (16-64yrs) claiming an out of work benefit compared to the Torbay average (Figure 6).

Figure 6: Out of work benefits, Aug 2014



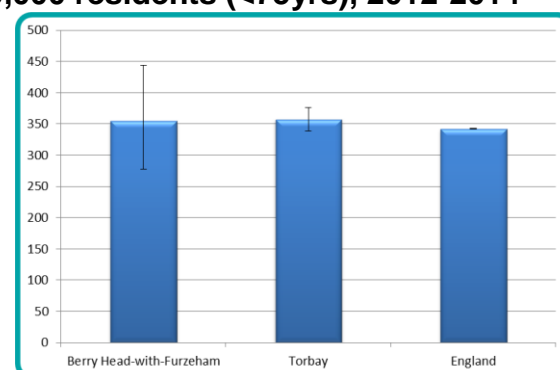
Source: Department of Work and Pensions, Aug 2014

Premature mortality

The rate of premature mortality (<75yrs) is similar to the Torbay average (Figure 7). Around 20 people per year die prematurely.

Cancer accounts for 40% of premature mortality in Berry Head with Furzeham.

Figure 7: Premature mortality rate per 100,000 residents (<75yrs), 2012-2014



Source: Primary Care Mortality Database 2012-14, ONS mid-year resident population 2011-13. Directly age standardised rate (ESP 2013)