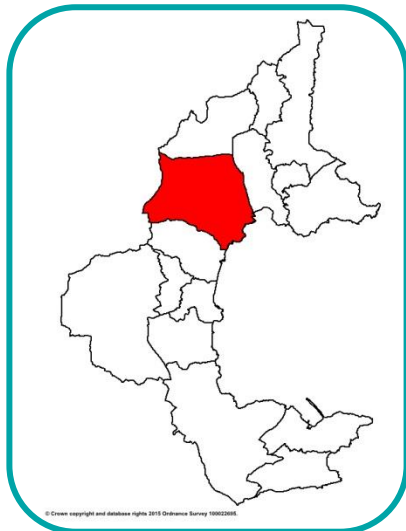


AN OVERVIEW OF THE COCKINGTON WITH CHELSTON POPULATION – APRIL 2015

This overview of the Cockington with Chelston ward is one of fifteen in a series covering the electoral wards of Torbay. For more information please visit: www.southdevonandtorbay.info

Overview: Cockington with Chelston is one of the seven wards in Torquay. On average, the Cockington with Chelston population has higher female life expectancy, lower levels of deprivation and a generally younger population.

Figure 1: Cockington with Chelston ward



Key facts

- In 2013, the total resident population of Cockington with Chelston was around 10,700;
- In 2013, the average age of residents was 43 years;
- Around 3 in 4 (75%) residents owned their own home in 2011;
- Female life expectancy at birth (85yrs) is amongst the highest in Torbay.

Population overview

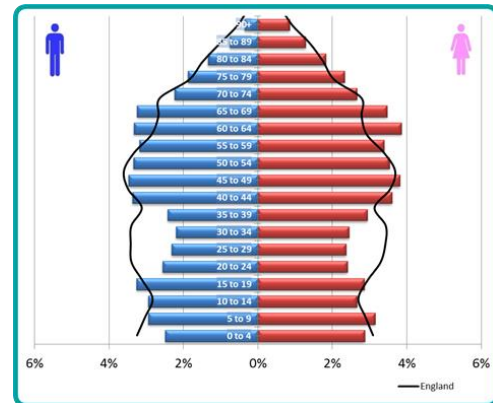
The Cockington with Chelston population is generally younger (Table 1 and Figure 2) with around 57% under 50 years of age.

Table 1: Population by age group, 2013

Age	Cockington...	Torbay	England
Years	Count		
0 - 29	3,557	33%	28%
30 - 64	4,760	44%	45%
65 - 84	2,083	19%	15%
85+	334	3%	2%
All ages	10,734		

Source: ONS mid-year resident population, 2013.

Figure 2: Population structure, 2013

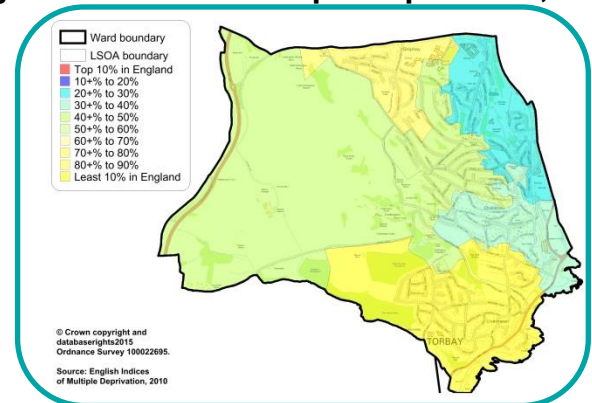


Source: ONS mid-year resident population, 2013

Deprivation

Cockington with Chelston contains one area in the top 10% least deprived in England (yellow).

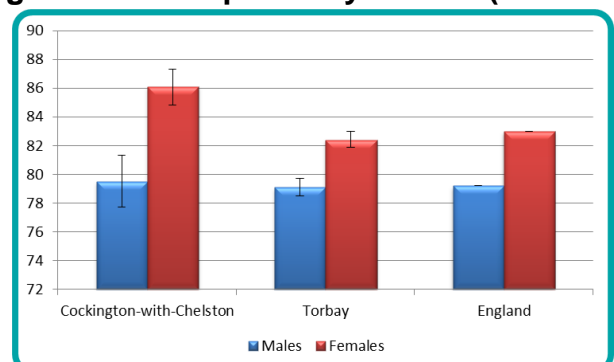
Figure 3: Index of multiple deprivation, 2010



Life expectancy

Female life expectancy at birth in Cockington with Chelston is amongst the highest in Torbay.

Figure 4: Life expectancy at birth (2010-12)



Source: PCMD 2010-12, ONS mid-year resident population 2010-12

Crime

The rate of crime in Cockington with Chelston is lower than the Torbay average. Almost 1 in 4 crimes are violent (including sexual violence).

Table 2: Crime and violent crime rate per 1,000 residents (all ages) 2011/12-2013/14

Area	All crime	Violent crime
Cockington...	41	10
Torbay	68	17
England	68*	11

Source: Devon and Cornwall Constabulary, PHOF - England comparator, *ONS - England and Wales comparator

Starting well

The proportion of mothers smoking in pregnancy is lower in Cockington with Chelston compared to Torbay. The proportion of mother's breastfeeding their children is higher compared to Torbay and England (Table 3).

Table 3: Starting well 2010/11-2013/14

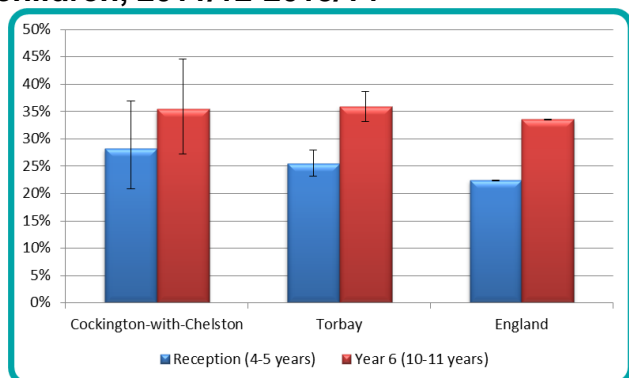
Area	Smoking at birth	Breastfeeding initiation	Breastfeeding at 6-8 weeks
Cockington.	13%	73%	41%
Torbay	18%	71%	38%
England	13%	74%	47%

Source: Maternity and Child health dataset, 2010/11-2013/14

Excess weight in children

More than 1 in 3 primary school age children are classified as overweight or obese when they leave school in Cockington with Chelston.

Figure 5: Excess weight in primary school children, 2011/12-2013/14

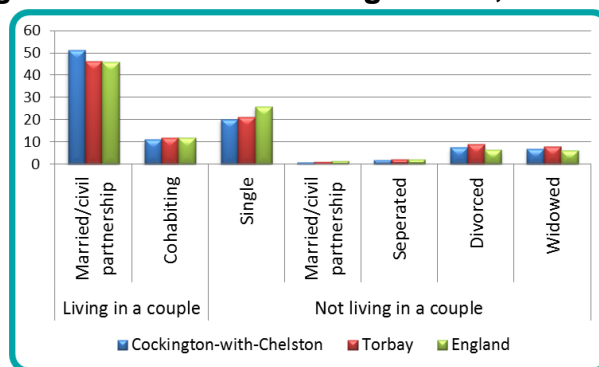


Source: National Child Measurement Programme, 2011/12-2013/14

Living arrangements

In 2011, around half of residents were married or in a civil partnership (Figure 6).

Figure 6: Household arrangements, 2011

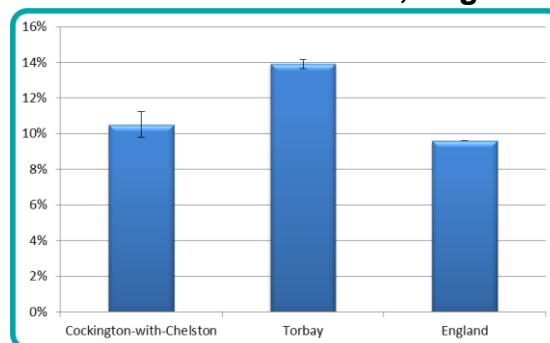


Source: Census, 2011

Out of work benefits

Cocking with Chelston has a significantly lower proportion of the working population (16-64yrs) claiming an out of work benefit compared to the Torbay average (Figure 6).

Figure 6: Out of work benefits, Aug 2014



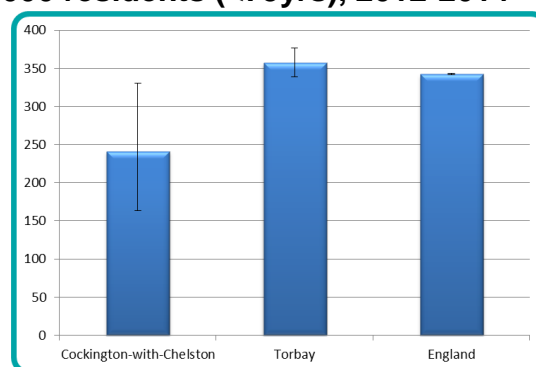
Source: Department of Work and Pensions, Aug 2014

Premature mortality

The rate of premature mortality (<75yrs) is lower in Cockington with Chelston (Figure 7). Around 25 people per year die prematurely.

Cancer accounts for 52% of premature mortality in Cockington with Chelston.

Figure 7: Premature mortality rate per 100,000 residents (<75yrs), 2012-2014



Source: Primary Care Mortality Database 2012-14, ONS mid-year resident population 2011-13. Directly age standardised rate (ESP 2013)