

This overview of the Roundham with Hyde ward is one of fifteen in a series covering the electoral wards of Torbay. For more information please visit: www.southdevonandtorbay.info

Overview: Roundham with Hyde is one of the six wards in Paignton. On average, the Roundham with Hyde population has lower life expectancy, higher levels of deprivation and a generally older population.

Figure 1: Roundham with Hyde ward map



Key facts

- In 2013, the total resident population of Roundham with Hyde was around 7,800;
- In 2013, the average age of residents was 46 years;
- More than 2 in 5 (44%) residents lived in private rented accommodation in 2011;
- Male life expectancy at birth (76yrs) is the lowest in Torbay; with female life expectancy amongst the lowest (81yrs).

Population overview

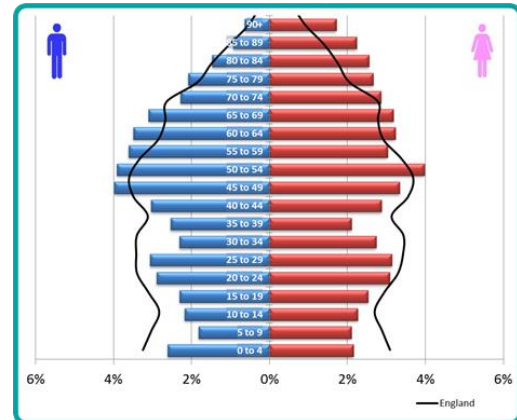
The Roundham with Hyde population is generally younger (Table 1 and Figure 2) with around 47% over 50 years of age.

Table 1: Population by age group, 2013

Age Years	Roundham with Hyde Count	Torbay	England
0 - 29	2,360	30%	28%
30 - 64	3,412	44%	45%
65 - 84	1,577	20%	15%
85+	420	5%	2%
All ages	7,769		

Source: ONS mid-year resident population, 2013.

Figure 2: Population structure, 2013

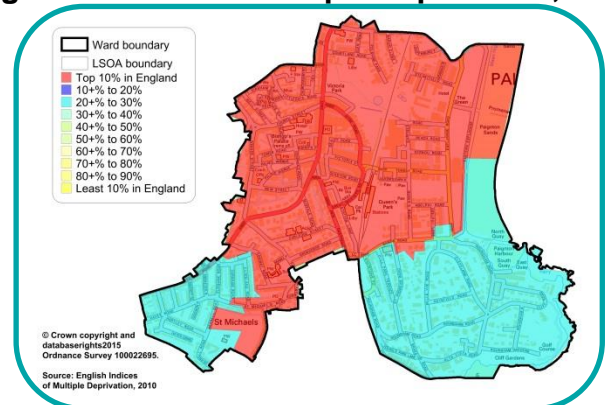


Source: ONS mid-year resident population, 2013

Deprivation

There are three areas ranked in the top 10% most deprived in England (areas in red).

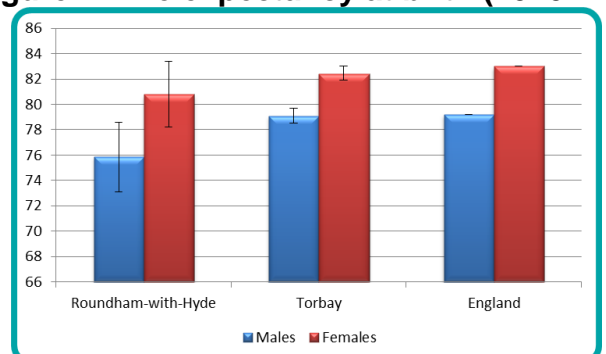
Figure 3: Index of multiple deprivation, 2010



Life expectancy

Male life expectancy at birth in Roundham with Hyde is the lowest in Torbay (Figure 4).

Figure 4: Life expectancy at birth (2010-12)



Source: PCMD 2010-12, ONS mid-year resident population 2010-12

Crime

The rate of crime in Roundham with Hyde is higher than the Torbay average. More than 1 in 4 crimes are violent (including sexual violence).

Table 2: Crime and violent crime rate per 1,000 residents (all ages) 2011/12-2013/14

Area	All crime	Violent crime
Roundham...	144	41
Torbay	68	17
England	68*	11

Source: Devon and Cornwall Constabulary, PHOF - England comparator, *ONS - England and Wales comparator

Starting well

The proportion of mothers smoking in pregnancy is higher in Roundham with Hyde compared to Torbay. Roundham with Hyde has a lower proportion of mother's breastfeeding their children compared to Torbay and England.

Table 3: Starting well 2010/11-2013/14

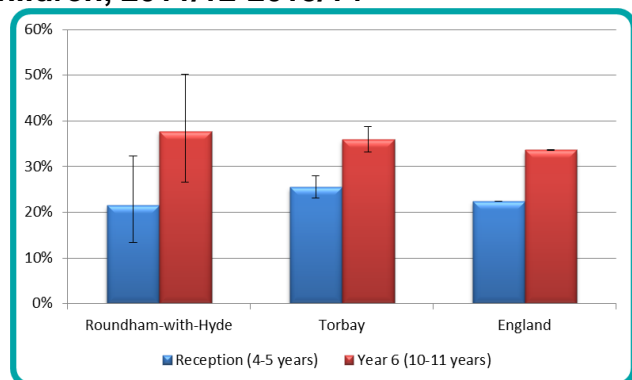
Area	Smoking at birth	Breastfeeding initiation	Breastfeeding at 6-8 weeks
Roundham..	27%	69%	30%
Torbay	18%	71%	38%
England	13%	74%	47%

Source: Maternity and Child health dataset, 2010/11-2013/14

Excess weight in children

More than 1 in 3 children are classified as overweight or obese when they leave primary school in Roundham with Hyde (Figure 5).

Figure 5: Excess weight in primary school children, 2011/12-2013/14

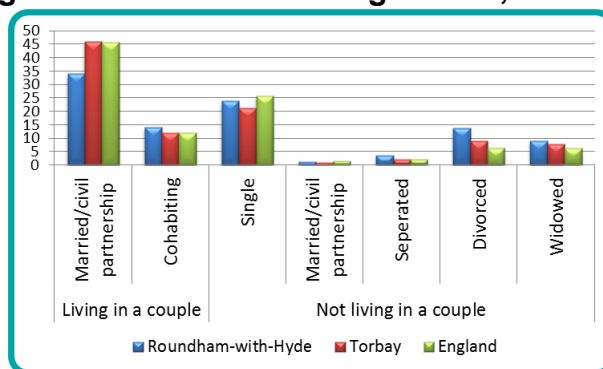


Source: National Child Measurement Programme, 2011/12-2013/14

Living arrangements

In 2011, around 15% of Roundham with Hyde residents were divorced (Figure 6).

Figure 6: Household arrangements, 2011

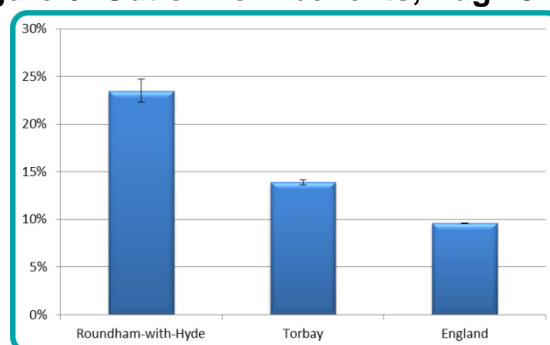


Source: Census, 2011

Out of work benefits

Roundham with Hyde has a significantly higher proportion of the working population (16-64yrs) claiming an out of work benefit compared to both the England and Torbay average

Figure 6: Out of work benefits, Aug 2014



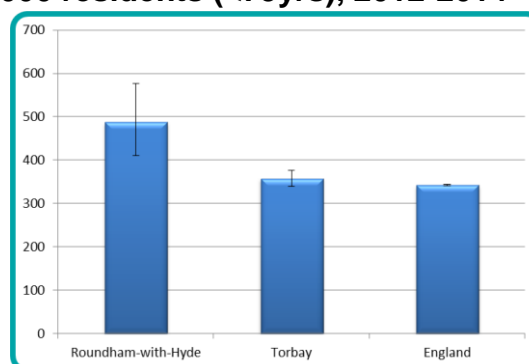
Source: Department of Work and Pensions, Aug 2014

Premature mortality

The rate of premature mortality (<75yrs) is higher in Roundham with Hyde (Figure 7). Around 35 people per year die prematurely.

Cancer accounts for 27% of premature mortality in Roundham with Hyde.

Figure 7: Premature mortality rate per 100,000 residents (<75yrs), 2012-2014



Source: Primary Care Mortality Database 2012-14, ONS mid-year resident population 2011-13. Directly age standardised rate (ESP 2013)