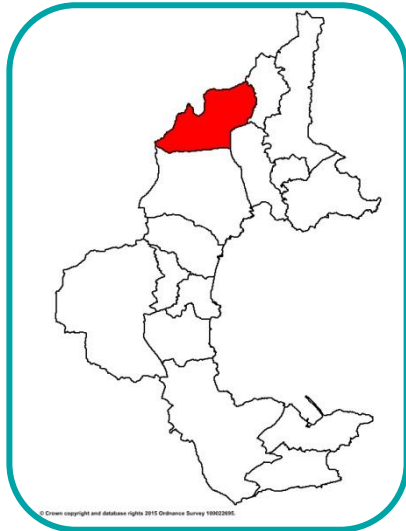


This overview of the Shiphay with the Willows ward is one of fifteen in a series covering the electoral wards of Torbay. For more information please visit: [www.southdevonandtorbay.info](http://www.southdevonandtorbay.info)

**Overview:** Shiphay with the Willows is one of the seven wards in Torquay. On average, the Shiphay with the Willows population has higher female life expectancy, average levels of deprivation and a generally younger population.

**Figure 1: Shiphay with the Willows ward**



**Key facts**

- In 2013, the total resident population of Shiphay with the Willows was around 9,700;
- In 2013, the average age of residents was 39 years;
- More than 1 in 5 (21%) residents lived in private rented accommodation in 2011;
- Female life expectancy at birth (85yrs) is amongst the highest in Torbay.

**Population overview**

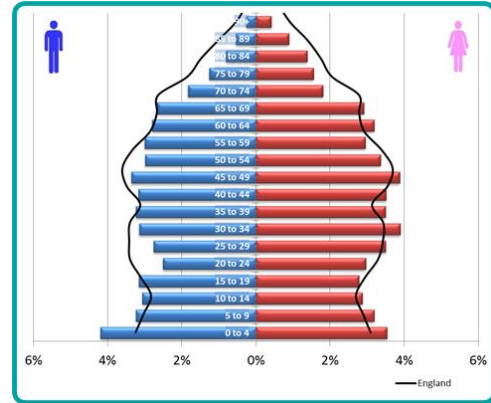
The Shiphay with the Willows population is generally younger (Table 1 and Figure 2) with around 65% over 50 years of age.

**Table 1: Population by age group, 2013**

Age	Shiphay...	Torbay	England
Years	Count		
0 - 29	3,678	38%	28%
30 - 64	4,427	46%	45%
65 - 84	1,433	15%	15%
85+	203	2%	2%
<b>All ages</b>	<b>9,741</b>		

Source: ONS mid-year resident population, 2013.

**Figure 2: Population structure, 2013**

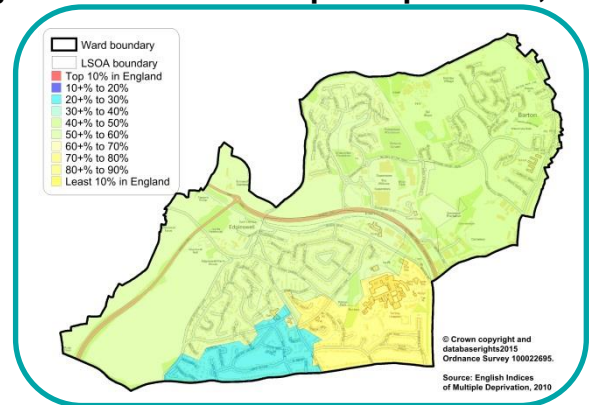


Source: ONS mid-year resident population, 2013

**Deprivation**

Shiphay with the Willows has relatively average levels of deprivation compared to England.

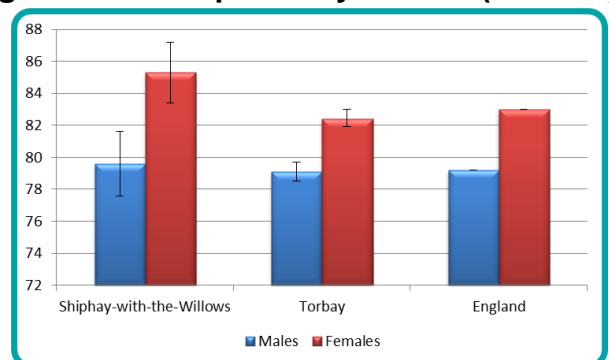
**Figure 3: Index of multiple deprivation, 2010**



**Life expectancy**

Female life expectancy at birth in Shiphay with the Willows is amongst the highest in Torbay.

**Figure 4: Life expectancy at birth (2010-12)**



Source: PCMD 2010-12, ONS mid-year resident population 2010-12

## Crime

The rate of crime in Shiphay with the Willows is lower than the Torbay average. More than 1 in 5 crimes are violent (including sexual violence).

**Table 2: Crime and violent crime rate per 1,000 residents (all ages) 2011/12-2013/14**

Area	All crime	Violent crime
Shiphay...	54	12
Torbay	68	17
England	68*	11

Source: Devon and Cornwall Constabulary, PHOF - England comparator, \*ONS - England and Wales comparator

## Starting well

The proportion of mothers smoking in pregnancy is lower in Shiphay with the Willows compared to Torbay. Shiphay has a higher proportion of mother's breastfeeding their children compared to Torbay and England.

**Table 3: Starting well 2010/11-2013/14**

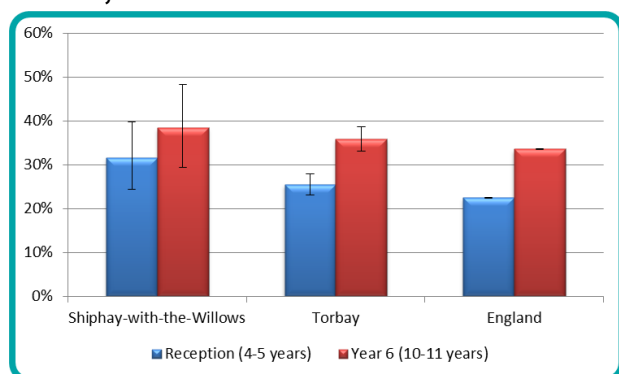
Area	Smoking at birth	Breastfeeding initiation	Breastfeeding at 6-8 weeks
Shiphay...	11%	77%	38%
Torbay	18%	71%	38%
England	13%	74%	47%

Source: Maternity and Child health dataset, 2010/11-2013/14

## Excess weight in children

Almost 2 in 5 primary school age children are classified as overweight or obese when they leave school in Shiphay with the Willows.

**Figure 5: Excess weight in primary school children, 2011/12-2013/14**

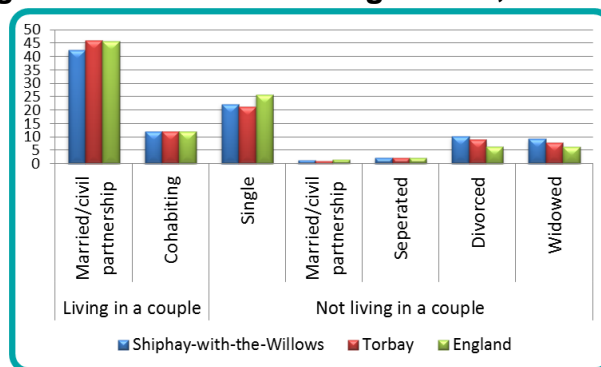


Source: National Child Measurement Programme, 2011/12-2013/14

## Living arrangements

In 2011, around 1 in 10 (10%) Shiphay with the Willows residents were widowed (Figure 6).

**Figure 6: Household arrangements, 2011**

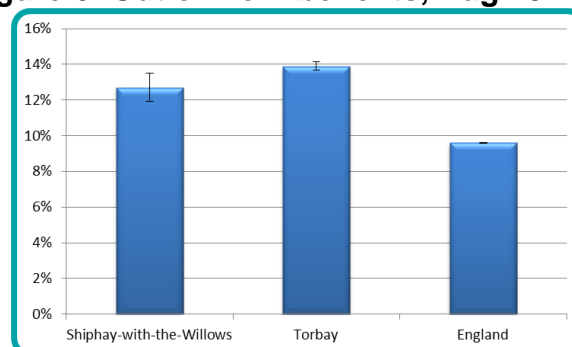


Source: Census, 2011

## Out of work benefits

Shiphay with the Willows has a significantly lower proportion of the working population (16-64yrs) claiming an out of work benefit compared to the Torbay average (Figure 6).

**Figure 6: Out of work benefits, Aug 2014**



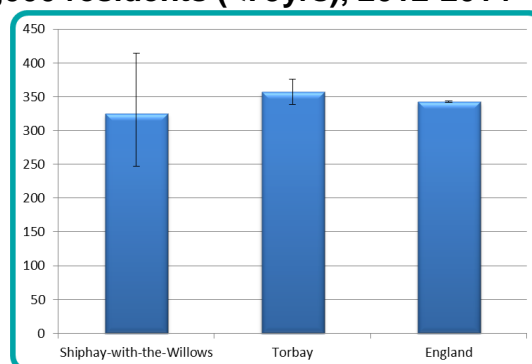
Source: Department of Work and Pensions, Aug 2014

## Premature mortality

The rate of premature mortality (<75yrs) is lower in Shiphay with the Willows (Figure 7). Around 25 people per year die prematurely.

Cancer accounts for 42% of premature mortality in Shiphay with the Willows.

**Figure 7: Premature mortality rate per 100,000 residents (<75yrs), 2012-2014**



Source: Primary Care Mortality Database 2012-14, ONS mid-year resident population 2011-13. Directly age standardised rate (ESP 2013)