

This overview of the St Mary's with Summercombe ward is one of fifteen in a series covering the electoral wards of Torbay. For more information please visit: www.southdevonandtorbay.info

Overview: St Mary's with Summercombe is one of the two wards in Brixham. On average, the St Mary's with Summercombe population has higher female life expectancy, above average levels of deprivation and a generally older population.

Figure 1: St Mary's with Summercombe



Key facts

- In 2013, the total resident population of St Mary's with Summercombe was around 7,350;
- In 2013, the average age was 45 years;
- Almost 3 in 4 residents (73%) owned their own home in 2011;
- Male life expectancy is amongst the highest in Torbay (81yrs); with female life expectancy (81yrs) amongst the lowest.

Population overview

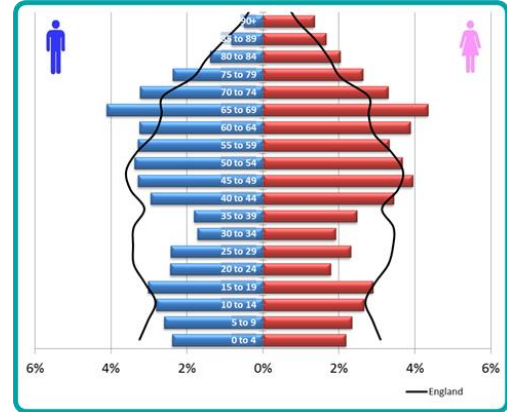
The St Mary's with Summercombe population is generally younger (Table 1 and Figure 2) with almost 50% over 50 years of age.

Table 1: Population by age group, 2013

Age	St Mary's...	Torbay	England
Years	Count		
0 - 29	2,182	30%	28%
30 - 64	3,052	42%	45%
65 - 84	1,793	24%	15%
85+	324	4%	2%
All ages	7,351		

Source: ONS mid-year resident population, 2013.

Figure 2: Population structure, 2013

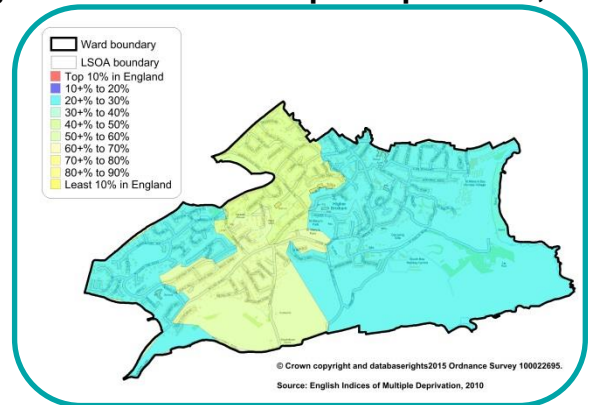


Source: ONS mid-year resident population, 2013

Deprivation

St Mary's with Summercombe above average levels of deprivation (areas shown in light blue).

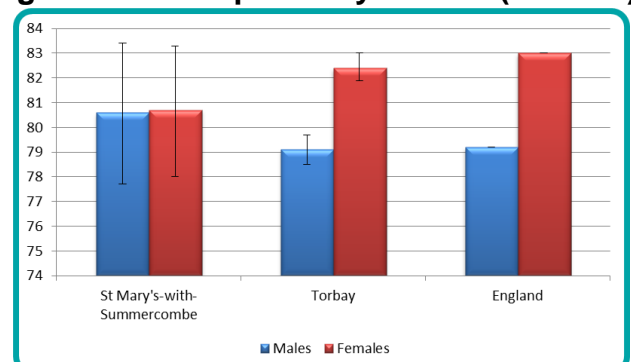
Figure 3: Index of multiple deprivation, 2010



Life expectancy

Male and female life expectancy is similar in St Mary's with Summercombe (Figure 4).

Figure 4: Life expectancy at birth (2010-12)



Source: PCMD 2010-12, ONS mid-year resident population 2010-12

Crime

The crime rate in St Mary's with Summercombe is lower than for Torbay. More than 1 in 4 crimes are violent (including sexual violence).

Table 2: Crime and violent crime rate per 1,000 residents (all ages) 2011/12-2013/14

Area	All crime	Violent crime
St Mary's...	32	9
Torbay	68	17
England	68*	11

Source: Devon and Cornwall Constabulary, PHOF - England comparator, *ONS - England and Wales comparator

Starting well

The proportion of mothers smoking in pregnancy is lower in St Mary's with Summercombe. The proportion of mother's breastfeeding their children is higher compared to Torbay and England (Table 3).

Table 3: Starting well 2010/11-2013/14

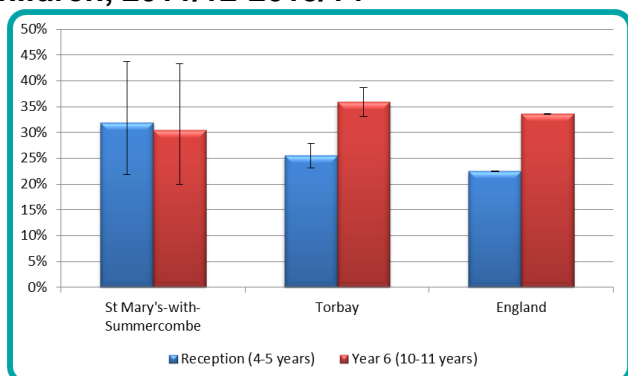
Area	Smoking at birth	Breastfeeding initiation	Breastfeeding at 6-8 weeks
St Mary's...	15%	72%	48%
Torbay	18%	71%	38%
England	13%	74%	47%

Source: Maternity and Child health dataset, 2010/11-2013/14

Excess weight in children

Around 30% of primary school age children are classified as overweight or obese when they leave school in St Mary's with Summercombe.

Figure 5: Excess weight in primary school children, 2011/12-2013/14

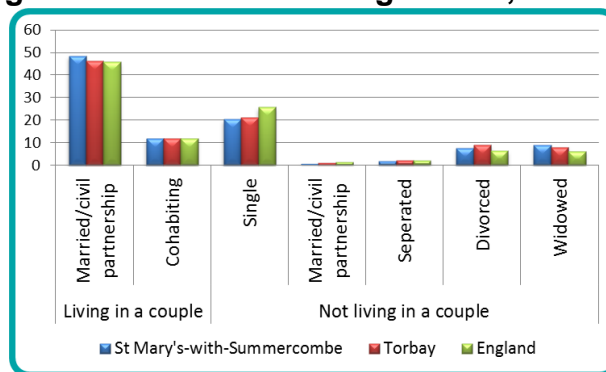


Source: National Child Measurement Programme, 2011/12-2013/14

Living arrangements

In 2011, around 1 in 10 residents (9%) were widowed (Figure 6).

Figure 6: Household arrangements, 2011

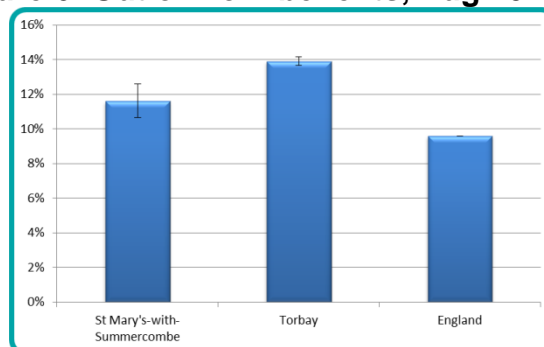


Source: Census, 2011

Out of work benefits

St Mary's with Summercombe has a significantly lower proportion of the working population (16-64yrs) claiming an out of work benefit compared to the Torbay average.

Figure 6: Out of work benefits, Aug 2014



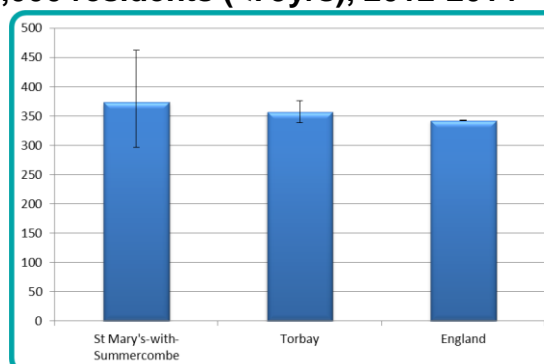
Source: Department of Work and Pensions, Aug 2014

Premature mortality

The rate of premature mortality (<75yrs) is higher in St Mary's with Summercombe (Figure 7). Around 30 people per year die prematurely.

Cancer accounts for 52% of premature mortality in Berry Head with Furzeham.

Figure 7: Premature mortality rate per 100,000 residents (<75yrs), 2012-2014



Source: Primary Care Mortality Database 2012-14, ONS mid-year resident population 2011-13. Directly age standardised rate (ESP 2013)