

Personal Independence Payments (PIP) can help with some of the extra living costs caused by a long term physical or mental health condition or disability for people aged 16+. Claimants need to have difficulty doing certain everyday tasks or getting around due to their condition, with an expectation that these difficulties will last at least 12 months from when they started. There are different eligibility rules for someone nearing the end of life. PIP can also be claimed if working, possessing savings, or claiming most other benefits. People over State Pension age cannot normally make a new claim and can apply for Attendance Allowance.

([Personal Independence Payment \(PIP\): What PIP is for - GOV.UK](#) and [Eligibility - GOV.UK](#))

This profile looks at demographics of claimants, trends, claim duration and main disability/condition. PIP data in this profile comes from the Department for Work and Pensions (DWP) Stat-Xplore system.

### Why is this important?



PIP can help people with long term health conditions or disability with some of the extra expense of this. There are higher percentages claiming in more deprived areas

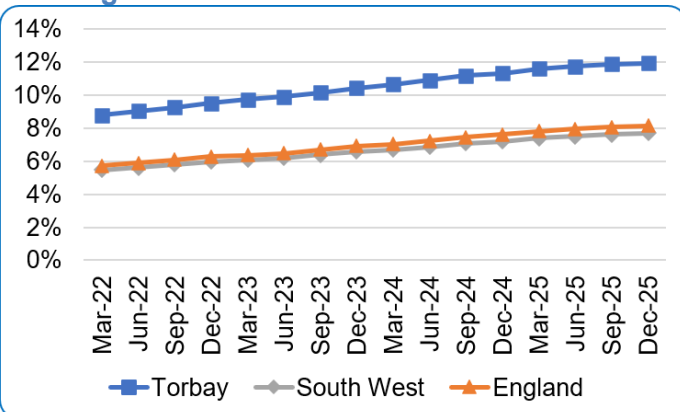
### What is the local context?



There is a higher percentage in Torbay claiming PIP (aged 16 to 66) than the England average (Fig 1). Psychiatric disorders are the most common main disability/condition

**PIP claimants:** In Torbay the percentage of people aged 16 to 66 claiming PIP is consistently significantly higher than the South West and England (Fig 1). This has increased over the 4 years shown and the gap has widened between Torbay and the South West and England areas. In Torbay in December 2025, over 1 in 10 people aged 16 to 66 (12.0%) claimed PIP (8.1% in England). This is entitlement at the end of the month.

**Fig 1: Percentage of 16 to 66 year olds claiming PIP**



Sources: DWP- Stat-Xplore, Office for National Statistics (ONS)- Mid-year population estimates

**Duration of claim:** The duration is taken from the point at which a decision was made to award PIP to the claimant. Fig 2 shows that more than 2 in 5 (43.0%) claimants aged 16 to 66 years have been claiming PIP for 5 years or more in Torbay in December 2025. Torbay has a higher

proportion claiming for this length of time compared to the England average (Fig 2).

**Fig 2: Duration of claim- Percentage of PIP claimants by the length of time they have been claiming, aged 16 to 66 years, December 2025**

Duration of Claim	Torbay	England
Up to 3 months	2.8%	2.9%
3 months up to 6 months	2.8%	3.2%
6 months up to 1 year	6.8%	7.7%
1 year and up to 2 years	14.1%	15.6%
2 years and up to 3 years	13.1%	13.3%
3 years and up to 4 years	10.4%	10.8%
4 years and up to 5 years	7.0%	7.2%
5 years and over	43.0%	39.3%

Source: DWP- Stat-Xplore

**Main disability/condition:** This is identified during the PIP assessment process. Fig 3 shows the groups of main disabilities/conditions which each make up more than 2.0% of claims by 16 to 66 year olds in Torbay and England in December 2025. The most common group is Psychiatric disorders- making up 42.8% of Torbay claims- which is close to the England average. Within the Psychiatric disorders group, the disability/condition with the highest percentage of claimants is 'Mixed anxiety and depressive disorders' in Torbay and England, followed by 'Autistic spectrum disorders'.

**Fig 3: Main disability/condition- percentage of PIP claimants by main disability/condition group, aged 16 to 66 years, December 2025**

Main disability/condition	Torbay	England
Psychiatric disorders	42.8%	43.0%
Musculoskeletal disease	26.3%	27.7%
Neurological disease	13.8%	12.4%
Respiratory disease	3.7%	3.0%
Malignant disease	2.6%	3.2%
Cardiovascular disease	2.2%	2.3%

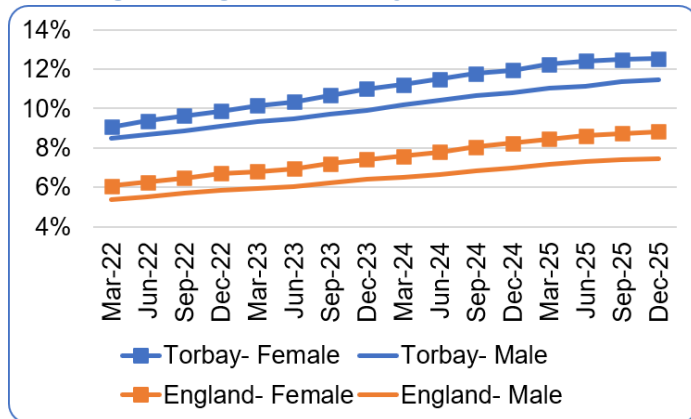
Source: DWP- Stat-Xplore

The next most common main disability/condition group in Fig 3 is Musculoskeletal disease. Within this group, the disabilities/conditions with the highest percentages of claimants in Torbay are 'Osteoarthritis' and 'Chronic pain syndromes'.

**Gender:** Torbay has higher levels of both males and females claiming PIP than England (Fig 4). In Torbay in December 2025, 12.5% of females and 11.4% of males aged 16 to 66 were claiming PIP compared to 8.8% of females and 7.5% of males in England. There is a higher percentage of female than male claimants in both areas

- Females- the most common main disability/condition in December 2025 was Psychiatric disorders in Torbay (36.7% of claims) and England (36.9%). Within Psychiatric disorders the most common for both areas was 'Mixed anxiety and depressive disorders'
- Males- Psychiatric disorders is also the most common main disability/condition group for those claiming in Torbay (49.7%) and England (50.4%). This is far higher than other groups. Within Psychiatric disorders the most common in both areas is 'Autistic spectrum disorders', then 'Mixed anxiety and depressive disorders'

**Fig 4: Percentage of males and females claiming PIP, aged 16 to 66 years**



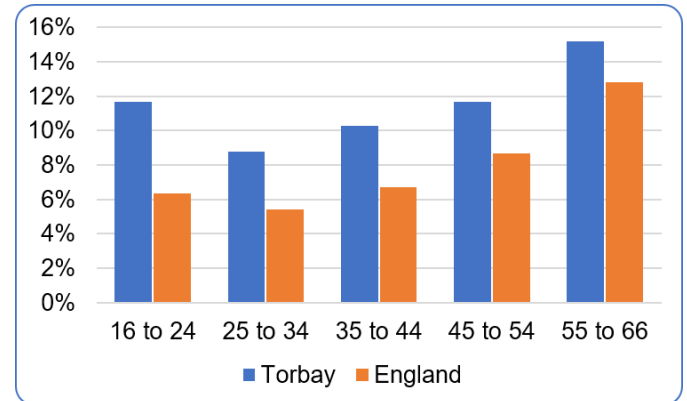
Sources: DWP- Stat-Xplore, ONS- Mid-year population estimates

**Age:** The percentage of 16 to 24 year olds claiming PIP in Torbay in December 2025 is almost twice as high as England (11.7% in Torbay compared to 6.4% in England) (Fig 5). In Torbay the percentage of claims in this age group has increased by 45.0% since December 2022, more than in any other age group. The most common main disability/condition for 16 to 24s is Psychiatric disorders in both Torbay and England: 80.0% of claims in Torbay, England is almost the same. Within Psychiatric disorders for this age group, 'Autistic spectrum disorders' was the most common at 46.6% in Torbay, similar to England.

The difference with England is greater in the younger age groups with Torbay higher (Fig 5).

55 to 66 year olds are the age group with the highest proportion claiming PIP (15.2%) in Torbay in December 2025. They make up 38.3% of all of Torbay's claimants.

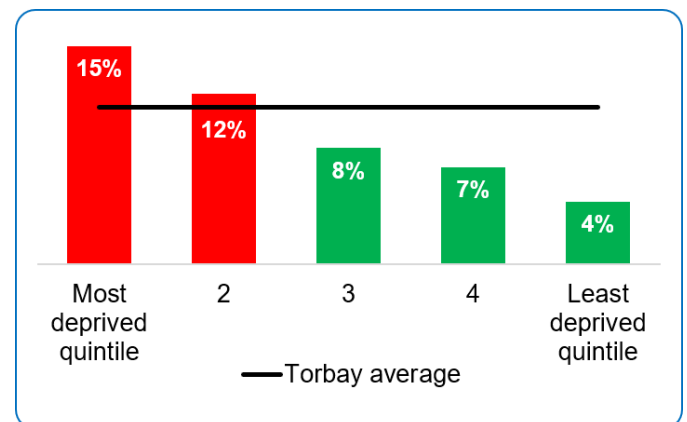
**Fig 5: Percentage of each age group who are claiming PIP, December 2025**



Sources: DWP- Stat-Xplore, ONS- Mid-year population estimates

**Deprivation:** The most deprived areas within Torbay have the highest proportion of people claiming PIP (aged 16 to 66) in the 4 years of 2022 to 2025 combined (Fig 6). Torbay is split into deprivation quintiles (fifths) with the 2 most deprived quintiles containing significantly higher percentages of 16 to 66 year olds claiming PIP than the Torbay average, while the middle and 2 lesser deprived quintiles have a significantly lower percentage of claimants. A clear deprivation gradient can be seen.

**Fig 6: Percentage of 16 to 66 year olds claiming PIP, split by deprivation, Torbay, December 2022 – December 2025**



Sources: DWP- Stat-Xplore, ONS- Mid-year population estimates, Ministry of Housing, Communities and Local Government- Index of Multiple Deprivation 2025

**References:** The data and information used are referenced throughout the profile. All were accessed in June- up until 11 June 2026.